
DELÉGO
ekinex
Wherever you are,
you will never be far
from the things you love.

the home automation control by ekinex®

delégo enables smart management in every room of your home or area of your workplace. An easy to use App which enables you to feel close to your home even when you are far from it or to manage the domotic's functions while you are confortably sitting on your sofa.

Download on the App Store

ANDROID APP ON Google play

delégo
does it for you

INDEX

System introduction 6

delégo App for mobile devices 8

Functions

Lighting 10

Climate 12

Shades 14

Scenes 16

Remote 18

Videocameras 20

Security 22

Monitoring 24

Licensing 26

Configuration environment 27

Network connection 28

Contacts 30

System introduction

THE SYSTEM

delégo is a home automation control system which allows to control and monitor a domotic plant KNX using a mobile device (smartphone and tablets) equipped with Apple iOS or Android operating system. The system hardware is based on a dedicated platform (a PC powered by an Intel Celeron Dual Core microprocessor) equipped with an Ethernet port which must be connected to the user's local area network (LAN) and a USB dongle containing the activation system. The connection of KNX devices is performed through an IP interface or the ekinex® IP router. An optional IR gateway allows the smartphone App to integrate and manage up to 4 infrared devices such as TV, audio and multimedia devices

MAIN FEATURES

The main characteristic of the delégo home automation control system is an extremely simple configuration, achieved thanks to a wizard that provides a step-by-step guidance to the system integrator during commissioning, and also thanks to the direct importation of the ETS project. It is also very easy to define the function of the imported domotic objects, the areas as well as the association between areas and objects. The wizard also allows to configurate the IR section in order to control audio/video devices.

The graphic interface is simple and intuitive and allows the user to interact with the domotic plant through a smartphone. The App allows the user to control lights, temperatures, actuators, audio/video devices and much more with a simple touch, all from a single device and from any place reached by wi-fi connection, as well as remotely through a web connection. The immediate integration with the ekinex® devices is enriched by the full compatibility with any device based on the KNX open standard.

delégo App for mobile devices

THE SYSTEM

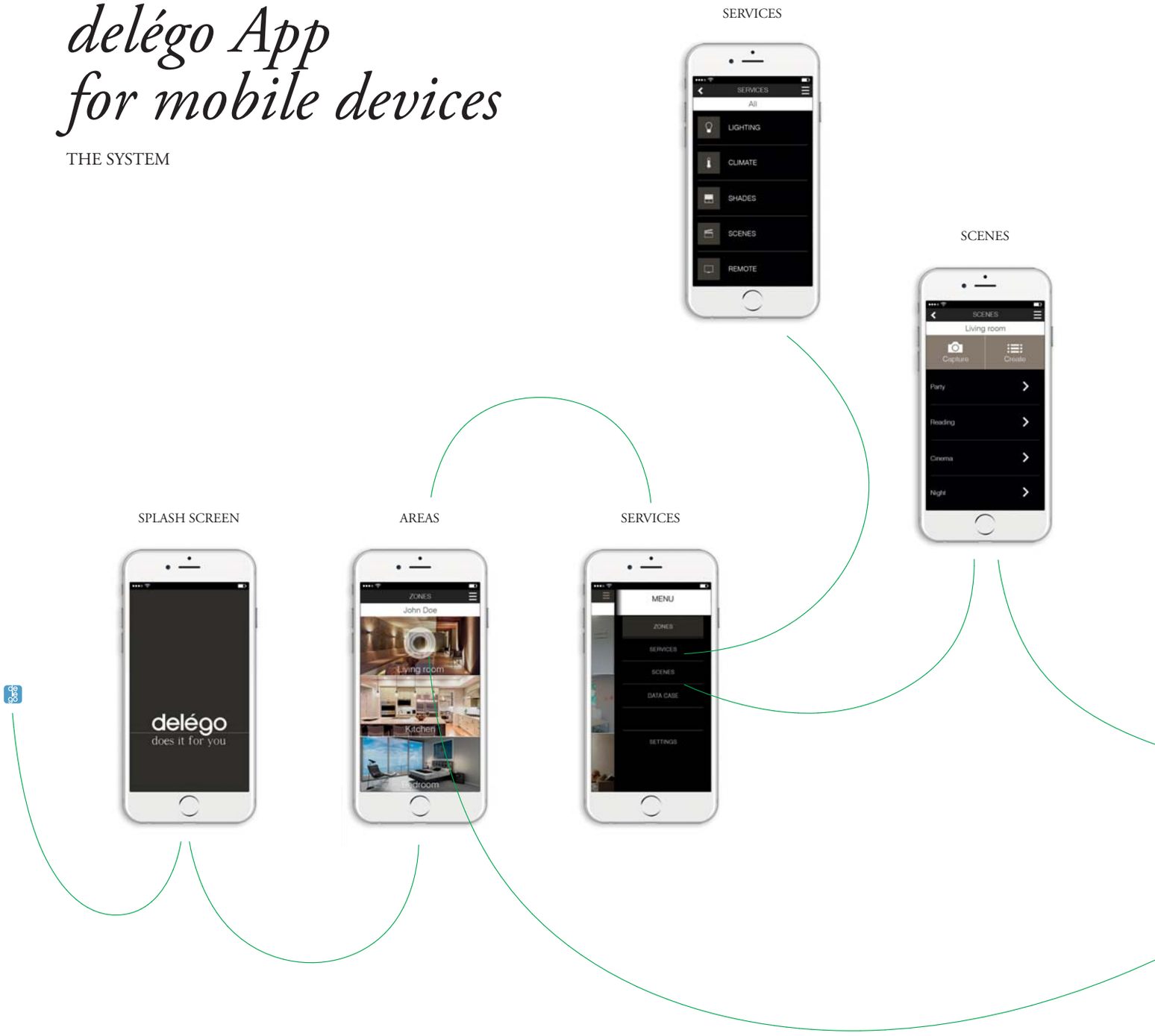

The ekinex® delégo home automation control system features a smartphone App (supported operating systems: iOS and Android) which acts as an interface with the previously configured server so that all functions of the domotic plant can be controlled and monitored. The user, from the main menu, can choose if navigate through **AREAS** or **SERVICES,** or if directly access to the scenes page.

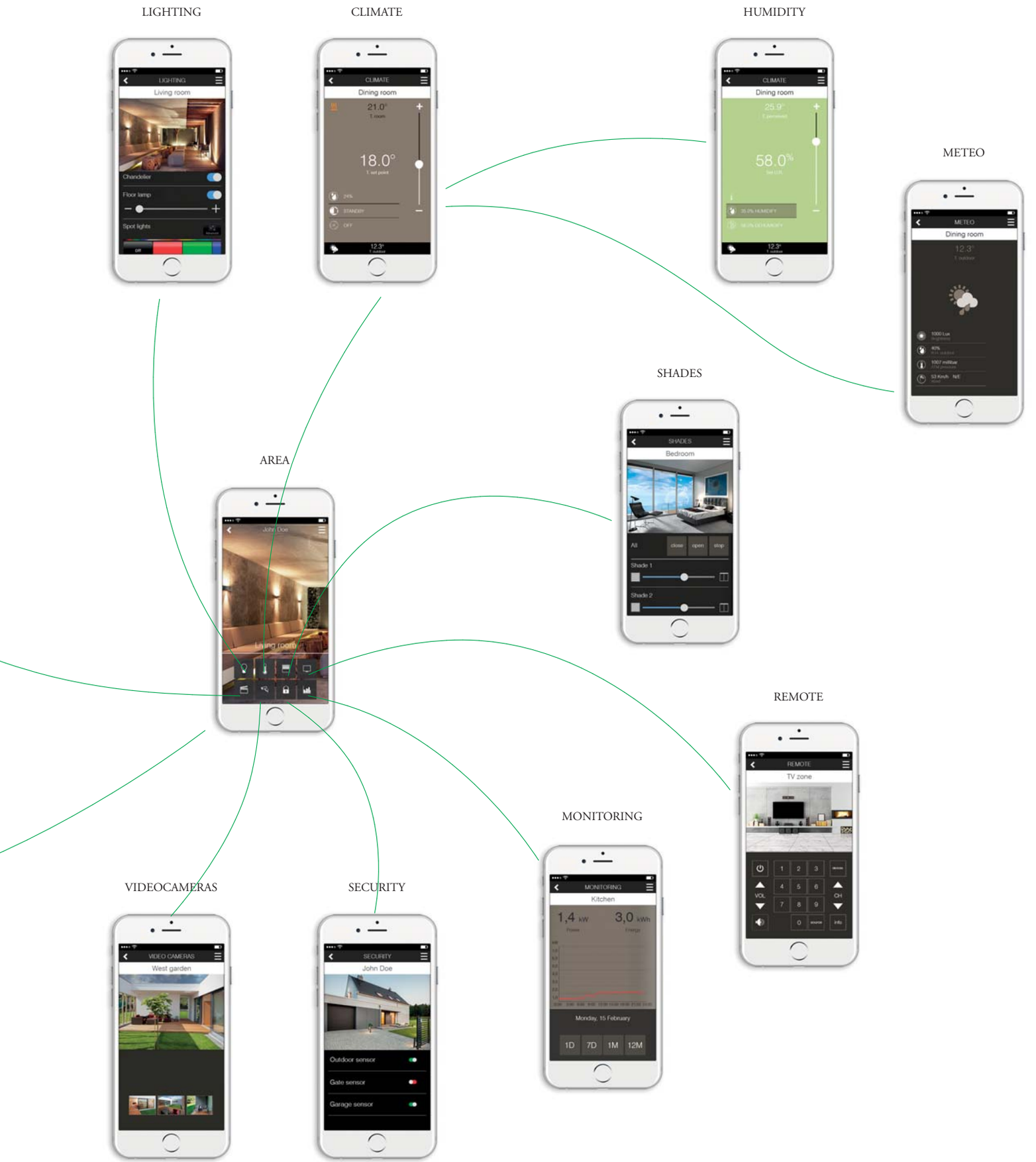
LIGHTING
Living room
Chandelier
Floor lamp
Spot lights
CLIMATE
Dining room
21.0°
18.0°
12.3°
HUMIDITY
CLIMATE
Dining room
25.9°
58.0%
12.3°
METEO
METEO
Dining room
12.3°
SHADES
SHADES
Bedroom
All
close
open
stop
Shade 1
Shade 2
AREA
John Doe
Living room
REMOTE
REMOTE
TV zone
VOL
CH
MONITORING
MONITORING
Kitchen
1,4 kW
3,0 kWh
Monday, 15 February
1D
7D
1M
12M
VIDEOCAMERAS
VIDEO CAMERAS
West garden
SECURITY
SECURITY
John Doe
Outdoor sensor
Gate sensor
Garage sensor

Lighting

FUNCTIONS

delégo, by means of its own interface, allows to remotely control lights, intensity and on/off switching. Every light bulb **can be handled individually or become part of a scene**, thus making the system suitable for all your needs.

Handling the lighting system via smartphone or tablet can be an advantage in every environment, at home as well as in office, especially when it comes to **energy saving and environmental impact**.

POSSIBLE CONFIGURATIONS

- **ON-OFF lighting control**
- **Dimming control**
- **RGBW led control**

Importing these functions is automatic in case of ekinex products. Third party products can be implemented by means of dedicated configuration functions.

SWITCHING ON/OFF

The On/Off function is associated, with status indication, to the lamps on and off switching. **All of this can be part of a user-defined scene**.

DIMMING

With the DIMMER function, you can set the light intensity of a lamp, with indication of the relative status.

By pressing and releasing a button, the light intensity from minimum to maximum level. **All of this can be part of a user-defined scene**.

RGB (COLOR CONTROL)

This function allows to handle lights with RGB(W) colors; It is possible to select the color range and **define interactively** the color of a RGB light, set the lighting bulb's brightness and store **one or more favorite colors**, which you can recall at any time. All of this can be part of a user-defined scene.

IMPORTING FROM ETS

Easy importing of ETS projects with ekinex® products thanks to self-acknowledgement function. Guided configuration with third-party products.

Climate

FUNCTIONS

delégo, thanks to its simple and intuitive interface, allows the user to **manage the temperature control of the house zones**. Temperature and relative humidity parameters can be controlled and managed, and **integrated scenes can be created**, along with other customized options for the system activation, control and deactivation.

With delégo, time schedule programs can be activated for temperature control, according to the user's needs, thanks to 4 available setpoint types: **Comfort, Standby, Economy and Protection**.

AVAILABLE CONTROL TYPES

Basic control: you can increase or decrease the desired temperature according to your own needs and comfort sensations.

Control with operating modes and time scheduling: you can activate a time schedule or manually select a comfort level.

Fan-coil control: you can manually select a fan speed or activate automatic mode.

Relative humidity control: through this measure and its management, you can handle the air humidity by interacting with the humidifier, also in dehumidification mode.

Meteo data page: Through the interface, you can view the values of a KNX Meteo station installed in the system, to have environmental measures under control, which can also be used in pre-programmed scenes.

IMPORTING FROM ETS

Easy importing of ETS projects with ekinex® products thanks to self-acknowledgement function. Guided configuration with third-party products.

Shades

FUNCTIONS

delégo allows to remotely **switch on and off all your house's actuators**. This function allows to switch on and off, **along with a position indication**, actuators such as shades/blinds, venetians, automatic openings and tents installed on any window in your house or office.

POSSIBLE CONFIGURATIONS

- **Shade/blind control**
- **Venetian control**

Importing these functions is automatic in case of ekinex products; third party products can be implemented by means of dedicated configuration functions.

SHADE/BLIND CONTROL

This function allows the control of a shade/blind actuator by **moving it upwards and downwards**.

Through the position command, by means of a slider, the user can decide **which position must the blind start or stop in**.

VENETIAN CONTROL

This function allows the control of a shade/blind actuator by **moving it upwards and downwards**.

Through the position command, by means of a slider, the user can decide **which position must the blind start or stop in**.

IMPORTING FROM ETS

Easy importing of ETS projects with ekinex® products thanks to self-acknowledgement function. Guided configuration with third-party products.

Scenes

FUNCTIONS

A home automation scene is a combination of commands, controls and regulations of the integrated systems. Thanks to delégo, **the user can quickly and easily create one or more scenes**, without any help from the system integrator.

The simplest scenes are those which can be recalled **with a unique command**, e.g. when you leave your house or when you come back.

Some scenes are designed to offer the maximum comfort, others to guarantee security. Virtually, thanks to delégo, **there is no limit to the scenes a user can program**.

AUTOMATIC CREATION OF A SCENE (CAPTURE)

This function allows **the creation of a scene based on the user's own needs**, by adding objects selected among the features (lighting, actuators, temperature control, etc.) available in delégo.

The user, through the **"Capture" key**, can add, create and rename a scene simply **taking a snapshot of the home automation system** in that very moment, without scrolling among the features and adding them into the scene.

In this way, the user, for example, can turn on the lights and set blinds and temperatures in the desired conditions, and then **create a new scene with a simple click**, recalling it at any time through the App.



Remote

FUNCTIONS

delégo makes it possible **to integrate and remotely control Audio and Video systems**. The user can create remote controls for multimedia devices such as TVs, video-projectors, speakers, DVD and stereo players, thus using **a unique user interface accessible from anywhere**, without the need for further commands.

This is possible thanks to an **IP/IR gateway**, properly configured and installed. This way, delégo makes it possible to create a scene to control all audio/video devices, completely integrated with all other home automation functions.

REMOTE FUNCTION

Thanks to its graphic interface, delégo can handle all information related to **a multi-room audio/video system**, giving the chance to select your favorite track's source, adjusting its volume, as well as stopping and resuming it through Stop and Play keys.

The same thing can happen when controlling a TV, a DVD player or any other source that can be interfaced to an IR system.

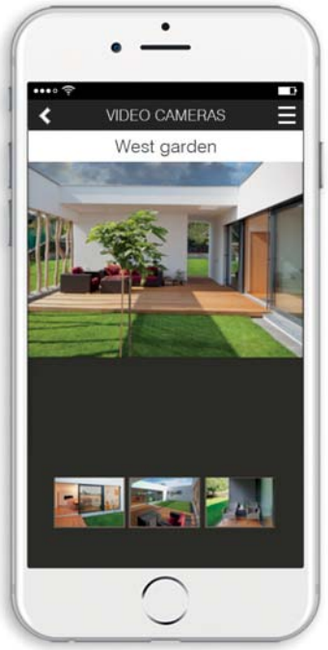

Videocameras

FUNCTIONS

delégo's IP camera function answers a basic and very requested need: **the remote monitoring of a user's own property**.

By interfacing **cameras supporting IP technology, properly installed and configured**, you can monitor your own house, residence or office at any time, from inside or outside, **displaying all zones covered on your smartphone**.

DISPLAYING CAMERAS

It is possible to configure **up to 3 cameras** for each zone, in IP Camera function.

Cameras must **support IP**; it is better to use those models suggested in the user manual.

Once selected, the camera switches to front and the user can see its feed in real time, zooming in the control area thanks to the "Zoom" function.

delégo cannot record feeds; for this function, **a proper NVR or DVR** system must be added.

Security

FUNCTIONS

With delégo you can **remotely monitor your anti-intrusion system**, properly interfaced with a KNX gateway. **delégo allows the access to system information** for each input and output, as well as the management of its events and states.

Therefore, it is possible to activate an area or a sector, add a sensor or manage the scenes integrated with the home automation system

SECURITY INTERFACE DIVISION

delégo, through a simple and intuitive interface, allows you to display and interact with your own security and video-surveillance system, which can be composed, at its best extension, as follows:

- **4 Areas;**
- **4 Sectors (programs) per Area;**
- **64 Sensors (zones) in total**

Every alarm unit has several inputs connected to sensors, usually called **ZONES**, and it is possible to connect different sensors under one **SECTOR**.

SECTORS are grouped into **AREAS**.

An example showing this division can be:
Area HOUSE
Sectors: Windows, indoor volumetric, outdoor volumetric.
Zones: all sensors divided into related sectors.

IMPORTING FROM ETS

Easy importing of ETS projects with ekinex® products thanks to self-acknowledgement function. Guided configuration with third-party products.

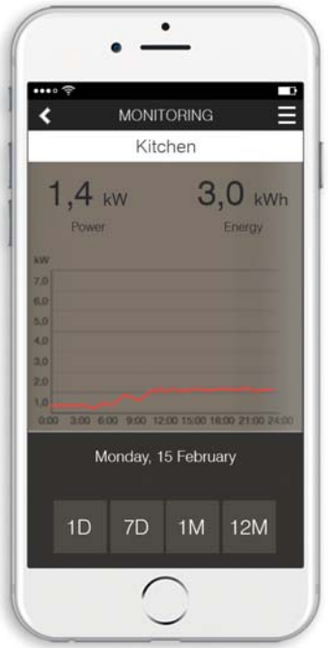

Monitoring

FUNCTIONS

delégo, through the Monitoring function, allows the user to keep under control and store **metering values.**

The values that can be monitored are not only electrical measures, but also outdoor and indoor temperatures and, for example, a heat or water counter. Any value **available in the KNX project and parametrized through ETS software,** can be monitored, stored and totalized.

delégo can monitor **up to 30 values** and create trends, thus making possible to export the data, which will be available for further elaborations through external software tools.

WHAT DOES MONITORING ALLOW

Through the Monitoring graphic interface, delégo allows displaying trends over time in the following ways:

Instantaneously, displaying Power in that very moment.
In the current day also making available an actual Consumed Energy value.
I**n the last week** also making available an actual Consumed Energy value.
In the last month also making available an actual Consumed Energy value.
In the last 12 months also making available an actual Consumed Energy value.

All data is **stored and available for backup**, for future external software elaborations.

IMPORTING FROM ETS

Easy importing of ETS projects with ekinex® products thanks to self-acknowledgement function. Guided configuration with third-party products.



Licensing and configuration environment

SOFTWARE

DONGLE AND LICENCES

The delégo server is offered with a hardware lock (dongle). If the dongle is not inserted into the USB port of the server, the home automation control software can not work. Delégo home automation control is available with **3 levels of license**.

To find out how to buy delégo, integrated parts of the home automation control system, **contact our sales office.**

BASIC LICENSE

It includes lighting, climates, shades and scenes functions.

ADVANCED LICENSE

It includes BASIC license functions with the addition of security, IP cameras and audio-video (remote controls) functions.

PREMIUM LICENSE

It includes ADVANCED license functions with data case pages and monitoring of consumptions.

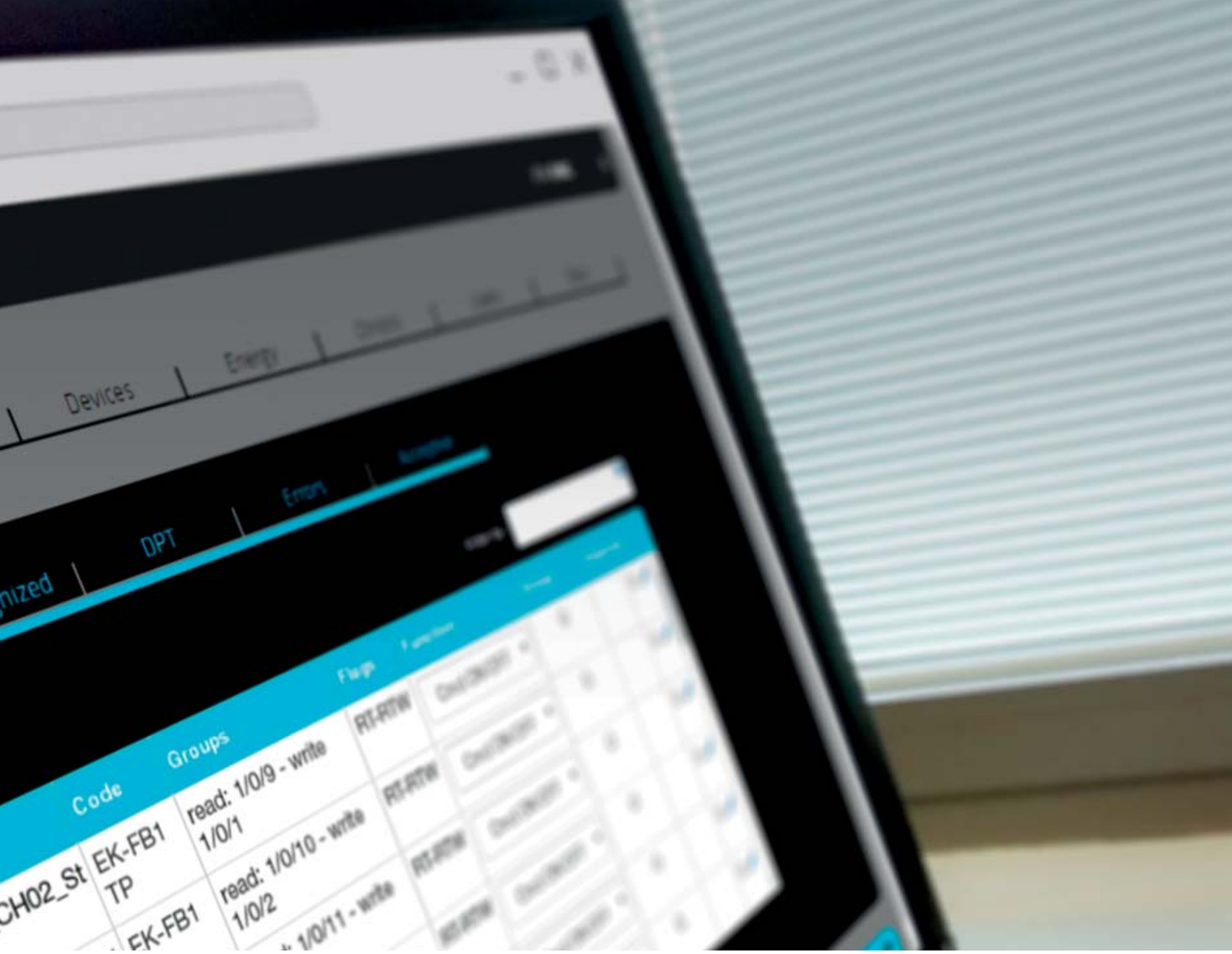

The web configurator is the interface through which it is possible to configure the delégo home automation control system most simple functions as well as some advanced ones. Two different profiles to access the configurator, each one secured by a password, offer different possibilities of intervention..

SYSTEM INTEGRATOR PROFILE

This profile allows the system integrator to configure all aspects of the home automation control system, from ETS project import to the integration of IR devices, as well as the manual import of KNX devices. In order to perform the first configuration, the system integrator can use a configuration wizard whose predefined steps will guide him to a quick and safe configuration. It is also possible to make modifications to a previously saved configuration at any time in a simple way, to backup the configuration on a USB flash drive, as well as delete the configuration, thus performing a machine factory reset, or restore a previously saved backup.

Wizard. This mode is designed to guide the system integrator through a series of simple steps, allowing him to quickly perform the first configuration of the system. The wizard allows to import the ETS project of the domotic plant.
Expert. This mode is designed to allow the system integrator to edit a previously saved configuration, as well as to quickly access every configuration setting and parameter.

USER PROFILE

This profile allows the end user to perform settings that, for security reasons, are not included inside the delégo App menus. For example, the user can setup the time scheduling for the room thermostat, by selecting the desired operating mode for each hour of the day. Through the configurator web interface it is also possible to edit some general parameters such as, for example, the supervisor name or the IP address.





Network connections

delégo **meets different needs of local and remote connection** to the home network, both **for the end user** with the home automation control App and **for the system integrator** who wishes to remotely control the system. The local smartphone's connection is done **via a WiFi access point**, the remote connection r**equires a router connected to the Internet**.

delégo can be **directly connected** (forwarding router communication ports) **through a fast connection or VPN**, that is, **creating a secure private network** on a public infrastructure. To meet the growing need for **security and protection of sensitive data** in connection to a building's internal network, delégo package can be integrated with a **Tosibox® VPN server**; The Lock router combined with a **Key for smartphone's client or PC client** allows a simple, **fast connection and guarantees maximum levels of security** through a **128-bit TLS/ Blowfish** data encryption technology.

For further information: http://www.delego-ekinex.com/en/network-connection_26.html

LOCAL configuration | REMOTE configuration (simple network) | REMOTE configuration (secure network) | REMOTE configuration (secure network) with TOSIBOX®

Contacts

Headquarters
SBS s.p.a.
Via Circonvallazione s/n
I-28010 Miasino NO
T +39 0322 980909
F +39 0322 980910

R&D Ekinex
Via Novara, 35
I-28010 Vaprio d'Agogna NO
T +39 0321 966740/1
F +39 0321 966997
info@ekinex.com
www.ekinex.com

CATEKDELEGOENXX - 01/07/2017
art direction and graphic design: Marketing&Communication ekinex®
print: Tipolitografia Testori snc

ekinex is a sbs brand

www.delego-ekinex.com/en/